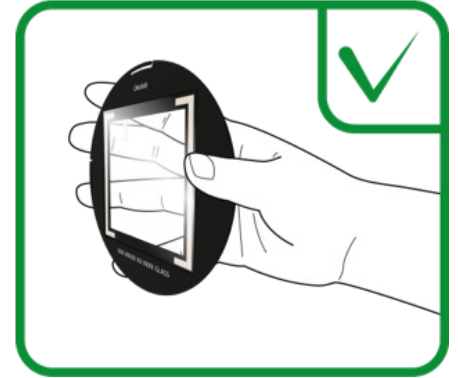
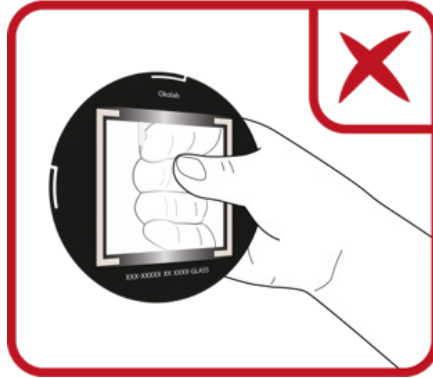


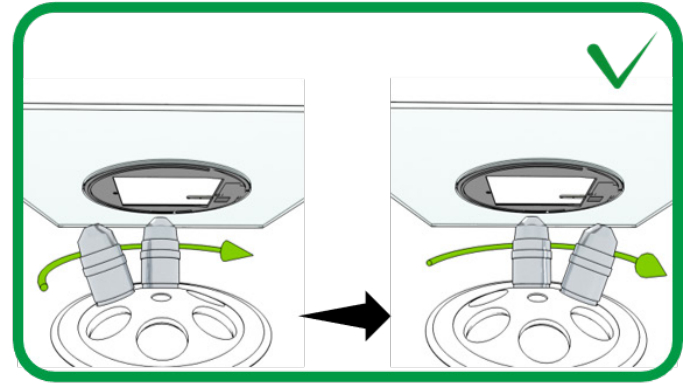
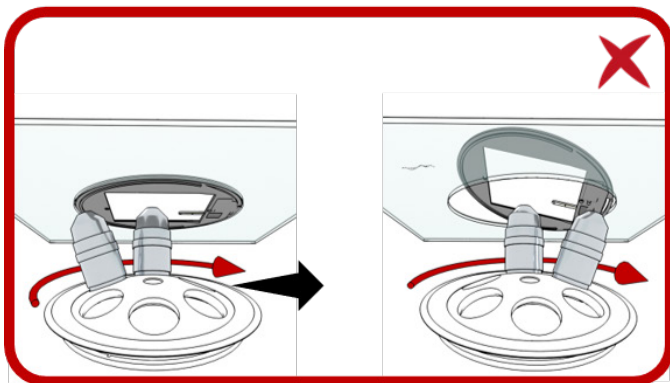


1. Handling Instructions (for avoiding scratches and smudges on the glass)

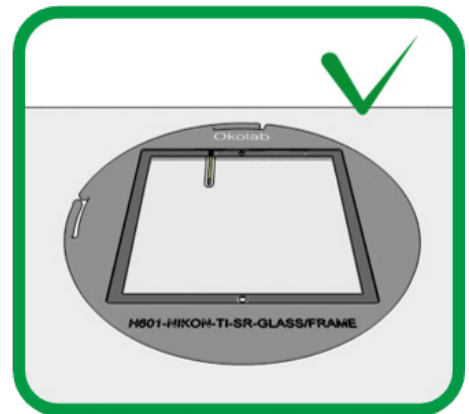
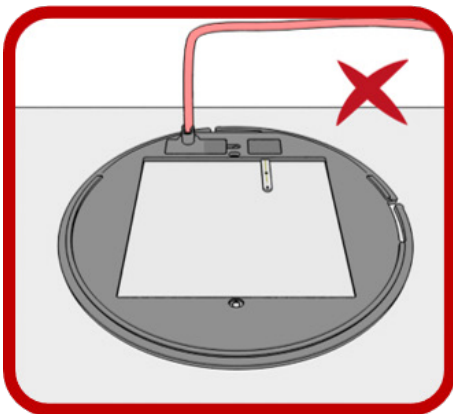
Always lift the warm plate by securely holding its outer edges from below. Avoid lifting it by the wire to prevent potential damage.



When substituting the objective lens, please make sure to first reduce the focus of the current objective to a sufficient distance so as to ensure that on rotating the objectives, the direct contact between the lens and the plate's glass surface is avoided, as this can cause onset of scratches on the plate's glass.

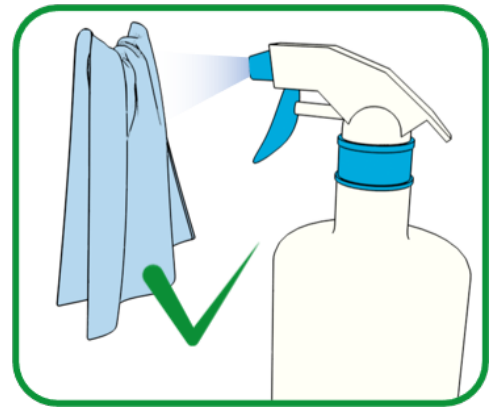
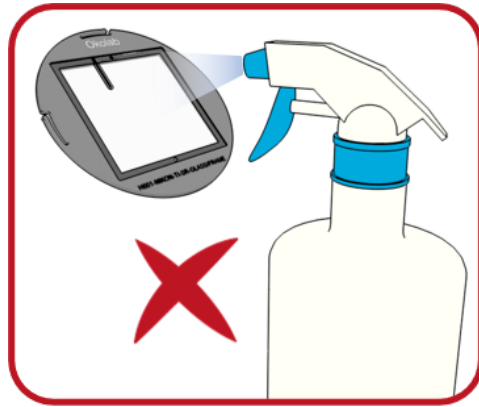


Never place the dismantled plate face down on any surface and pay utmost attention to storing it carefully, as this can cause scratches.



2. Cleaning and Maintenance Instructions

Start by disinfecting the heated plate with the **Okolab lint-free ultra-fine microfiber cloth** by dampening it with an IVF approved disinfecting solution. OKOLAB suggests the use of Oosafe



Dry the glass and metal parts of the plate immediately by carefully rubbing a dry part of the microfiber cloth over the cleaned area.

After Disinfecting the plate, proceed with the cleaning of the heated plate with the **Okolab lint-free ultra-fine microfiber cleaning cloth** by dampening it with an IVF approved cleaning solution or 70% alcohol solution.

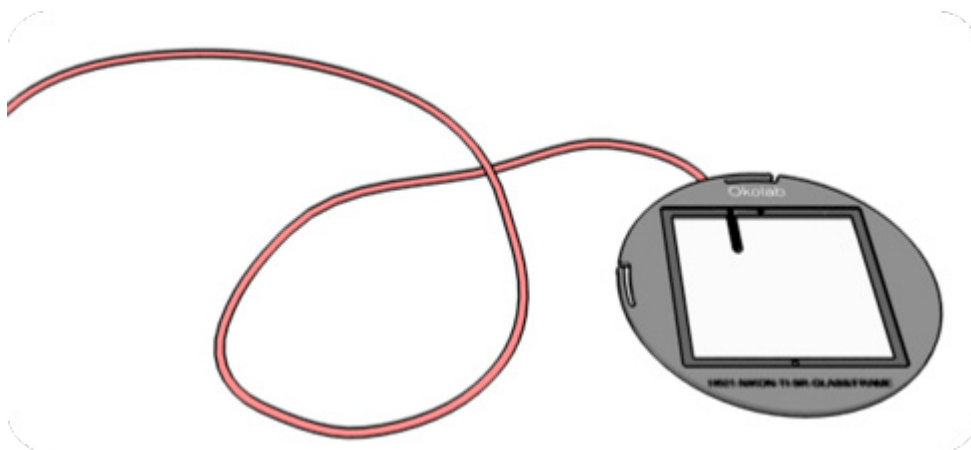


When disinfecting & cleaning, never apply the liquid directly onto the glass, metal frame or the cable. Instead, dampen the microfiber cloth with the cleaning solution and then gently clean the plate.



Pay extra care to wiping the plate with the microfiber cloth very gently as rough wiping may cause the onset of scratches.

It's crucial to isolate the wire during cleaning to avoid any mishaps that could damage them. Keep the wire away from the cleaning solution and focus on cleaning the plate surface effectively.



For further information visit our YouTube channel **@OkolabTV** for videos on safely mounting and dismantling the OKOLAB heated plates

